

# CRAFT 7: KELSO COIN

## CRAFT 7 • K-3

### READY:

- Students will review Kelso's Choice, Make a Deal.
- Students will create a tool to utilize Kelso's Choice, Make a Deal.

### SET:

- Kelso Coin template (See page 31)
- Cardboard, construction paper or cardstock
- Crayons
- Scissors
- Glue

### GO:

- Review Kelso's Choice, Make a Deal. Remind students that by Making a Deal, they will lose a little but gain a lot.
- Ask students to recall the last time they used or the last time they saw someone else use Make a Deal.
- What are some of the techniques you can use to Make a Deal?

**EXAMPLES:** Rock-Paper-Scissors, picking a number between 1 and 10, flipping a coin

- Tell students they will make their very own Kelso Coin to use next time they want to Make a Deal. Hand each student a Kelso and Lily Coin cutout.


### DIRECTIONS:

1. Color in Kelso and Lily.
2. Cut the Kelso circle and the Lily circle along the dotted lines. These will become the two sides to the Kelso Coin.
3. Trace one of the sides of the coin onto a piece of cardboard or thick stock paper. This will act as the sturdy center of the coin.
4. Glue the Kelso and Lily circles to either side of the sturdy center.

Use the Kelso Coin to flip a coin. Instead of "Heads or Tails," say "Kelso or Lily!"

### FINISH LINE:





- Were students able to recall a time they correctly used or witnessed someone using Kelso's Choice, Make a Deal?
- Did each student complete a Kelso Coin?



---

# KELSO COIN

---



## DIRECTIONS:

1. Use one Lily and one Kelso circle per person.
2. Color in Kelso and Lily.
3. Cut along the dotted lines. Each circle will become one side of the Kelso Coin.
4. Trace one of the sides of the coin onto a piece of cardboard or thick stock paper. This will act as the sturdy center of the coin.
5. Glue the Kelso and Lily circles to either side of the sturdy center.

This “Kelso Coin” can be used when Making a Deal. Use to flip a coin. Instead of “Heads or Tails,” say “Kelso or Lily!”

